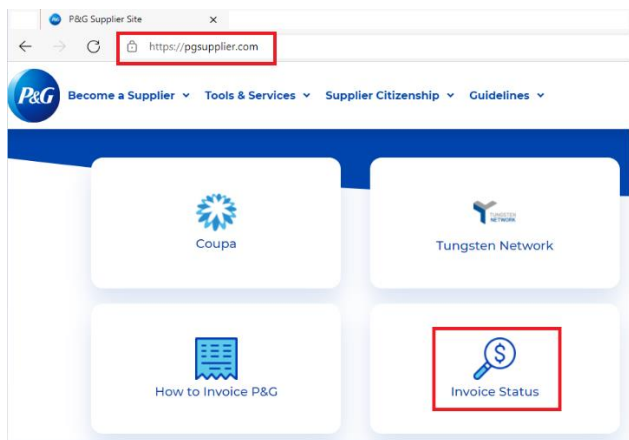


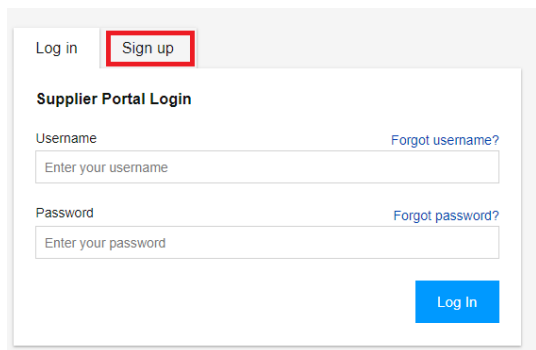
How to Register in P&G Supplier Portal?

How to Register in P&G Supplier Portal.....1
 Supplier Portal Registration FAQs.....3

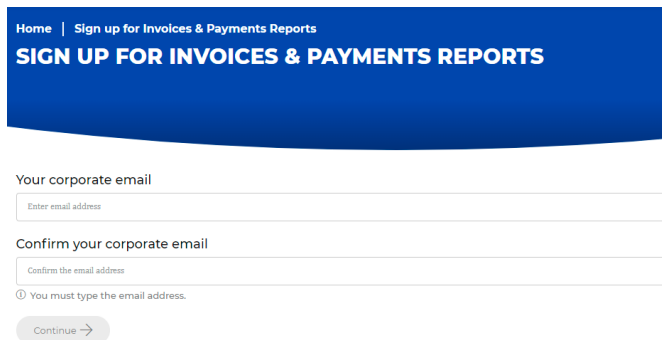
Step 1: Go to pgsupplier.com and click Invoice Status. This will lead you to P&G Supplier Portal Login page.



Step 2: Click on Sign Up. You may also visit the site directly <https://pgsupplier.com/invoicingsignup> to Sign Up.



Step Three: Enter your corporate email twice. Click Continue.



Step Four: Enter your First Name, Last Name and Country of your work location. Click Submit.

Home | Sign up for Invoices & Payments Reports

SIGN UP FOR INVOICES & PAYMENTS REPORTS

[Edit](#) Your corporate email:

First Name Last Name

Country or territory or market of your work location

[← PREVIOUS](#) [✓ SUBMIT](#)

Step Five: Enter your P&G Vendor Code. P&G Vendor codes can be found in your Purchase Order Contract. Click Submit.

Home | Sign up for Invoices & Payments Reports

SIGN UP FOR INVOICES & PAYMENTS REPORTS

[Edit](#) Your corporate email:

[Edit](#) , located in

P&G Vendor Code

① A P&G vendor code is typically 8 digits long and starts with 10, 15, or 20

[← PREVIOUS](#) [✓ SUBMIT](#)

Step Six: Enter your company name exactly displayed in your P&G Purchase Order. Click Submit.

Home | Sign up for Invoices & Payments Reports

SIGN UP FOR INVOICES & PAYMENTS REPORTS

[Edit](#) Your corporate email:

[Edit](#) , located in

P&G Vendor Code ⓘ I can't find my vendor code

① A P&G vendor code is typically 8 digits long and starts with 10, 15, or 20

Company Name

① The company name for vendor code starts with ASI

[← PREVIOUS](#) [✓ SUBMIT](#)

Step Seven: A display message will appear saying that your request for an access was sent to your company's primary email contact.

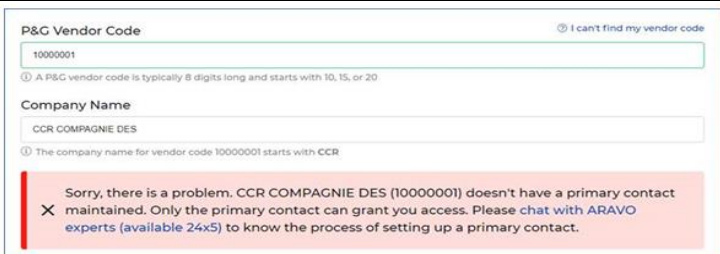
Home | Sign up for Invoices & Payments Reports

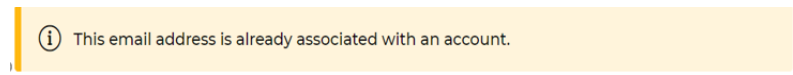
SIGN UP FOR INVOICES & PAYMENTS REPORTS

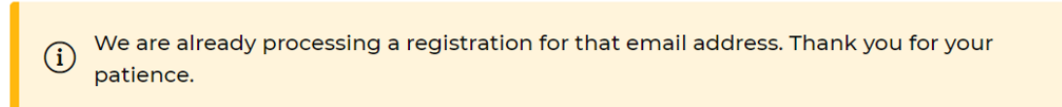
[✓](#) Your request for access was sent to primary contact(s). You will receive an email when your request is approved.

Once your access has been approved by your primary email contact, you will receive an email notification that your request has been granted. You will receive an email regarding your username and password instructions as well

Supplier Portal Registration FAQs

Q	 <p>P&G Vendor Code ⓘ I can't find my vendor code 10000001 <small>ⓘ A P&G vendor code is typically 8 digits long and starts with 10, 15, or 20</small></p> <p>Company Name CCR COMPAGNIE DES <small>ⓘ The company name for vendor code 10000001 starts with CCR</small></p> <p>✘ Sorry, there is a problem. CCR COMPAGNIE DES (10000001) doesn't have a primary contact maintained. Only the primary contact can grant you access. Please chat with ARAVO experts (available 24x5) to know the process of setting up a primary contact.</p>
A	<p>No Primary Email contact maintained. Chat with Aravo experts in https://pg.aravo.com/aems/login.do to verify if your primary contact is properly maintained in P&G system.</p>

Q	 <p>ⓘ This email address is already associated with an account.</p>
A	<p>Email address is already associated with an account. No need sign-up. Your email is associated with an account. Go to the login page and reset your username and password credentials instead.</p>

Q	 <p>ⓘ We are already processing a registration for that email address. Thank you for your patience.</p>
A	<p>Registration is still in process. Send an email to supplierapps.im@pg.com so you can have visibility in the status of your registration.</p>