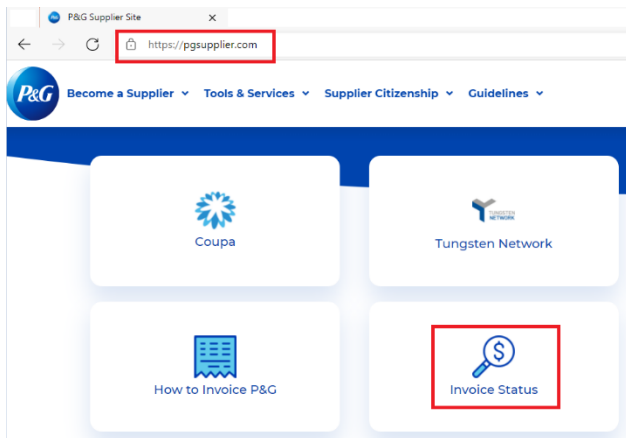
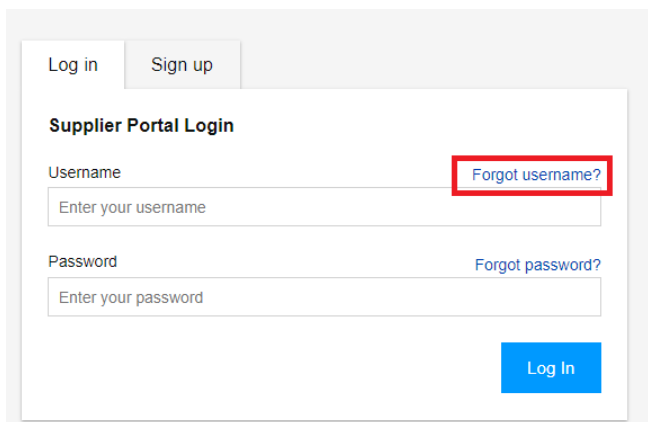


How to Reset P&G Supplier Portal Username?

Step 1: Go to pgsupplier.com and click Invoice Status. This will lead you to P&G Supplier Portal Login page.



Step 2: Click on Forgot Username.




Step 3: Enter your P&G Supplier Portal account email address. click **Send Username**. A display message will appear confirming that your username will be sent to your account email address.

Forgot Username ×

Enter the E-Mail address you used when signing up at P&G's Supplier Portal.

Email Address

Send Username 

Step 4: Go to your mailbox and check the email that contains your username sent by P&G Supplier Portal Registrar.

Your P&G Supplier Portal username



P&G Supplier Portal registrar <supplierapps.im@pg.com>
To

Hi, your username is: **ber** .1

Regards,
P&G Supplier Portal Team